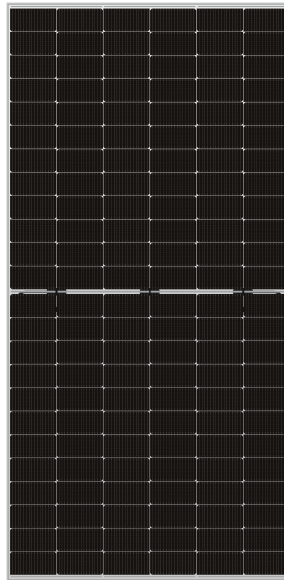


JW Pro Series JW-HD144N

N-type Bifacial Mono Module
With SMBB Technology

555-580W

IEC61215(2016), IEC61730(2016)
ISO9001:2015: Quality Management System
ISO14001:2015: Environment Management System
ISO45001:2018: Occupational health and safety management systems



580W

Maximum Power Output

22.45%

Maximum Module Efficiency

0~+5W

Power Output Tolerance



10-30% Additional Power Generation

30 years lifespan brings 10-30% additional power generation comparing with conventional P-type module



Better Weak Illumination Response

Higher power output even under low-light environments like on cloudy or foggy days



ZERO LID (Light Induced Degradation)

N-type solar cell has no LID naturally which can increase power generation



Better Temperature Coefficient

Higher power generation under working conditions, thanks to passivating contact cell technology



Lower LCOE

Higher bifaciality, higher power output and lower BOS cost



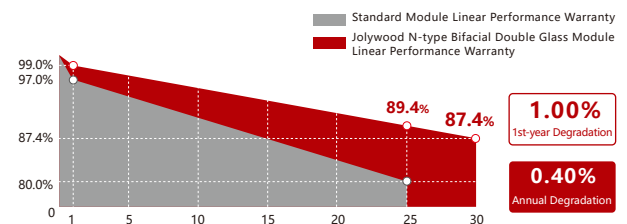
Wider Applicability

More application scenes like BIPV, vertical installation, snowfield, high-humid, windy and dusty area

Jolywood Delivers Reliable Performance Over Time

- Leader of N-type bifacial manufacturer
- Full-automatic facility and industry-leading technology
- Best-in-class durability and reliability
- BNEF Tier One

Linear Performance Warranty



15 Years Product Material & Workmanship

30 Years Linear Performance Warranty

JW-HD144N Series | N-type Bifacial Mono Module

Electrical Properties | STC*

Testing Condition	Front Side	Front Side	Front Side	Front Side	Front Side	Front Side
Peak Power (Pmax) (W)	555	560	565	570	575	580
MPP Voltage (Vmp) (V)	42.2	42.4	42.6	42.8	43.0	43.2
MPP Current (Imp) (A)	13.16	13.21	13.27	13.32	13.38	13.43
Open Circuit Voltage (Voc) (V)	50.48	50.68	50.88	51.08	51.28	51.48
Short Circuit Current (Isc) (A)	14.06	14.12	14.18	14.24	14.30	14.36
Module Efficiency (%)	21.48	21.68	21.87	22.07	22.26	22.45

*STC: Irradiance 1000 W/m², Cell Temperature 25°C, AM1.5
The data above is for reference only and the actual data is in accordance with the practical testing
Power Measurement Tolerance ±3%

Electrical Properties | NOCT*

Testing Condition	Front Side	Front Side	Front Side	Front Side	Front Side	Front Side
Peak Power (Pmax) (W)	421	424	428	432	436	440
MPP Voltage (Vmp) (V)	39.6	39.8	40.0	40.2	40.4	40.6
MPP Current (Imp) (A)	10.61	10.65	10.70	10.74	10.79	10.84
Open Circuit Voltage (Voc) (V)	48.2	48.4	48.6	48.7	48.9	49.1
Short Circuit Current (Isc) (A)	11.23	11.28	11.33	11.38	11.42	11.46

*NOCT: Irradiance 800 W/m², Ambient Temperature 20°C, Wind Speed 1 m/s

Operating Properties

Operating Temperature (°C)	-40°C~+85°C
Maximum System Voltage (V)	1500V DC (IEC)
Maximum Series Fuse Rating (A)	30
Power Tolerance	0~+5W
Bifaciality*	80%

*Bifaciality=Pmaxrear (STC) /Pmaxfront (STC) , Bifaciality tolerance:±5%

Temperature Coefficient

Temperature Coefficient of Pmax*	-0.300%/°C
Temperature Coefficient of Voc	-0.250%/°C
Temperature Coefficient of Isc	+0.045%/°C
Nominal Operating Cell Temperature (NOCT)	42±2°C

*Temperature Coefficient of Pmax±0.03%/°C

Mechanical Properties

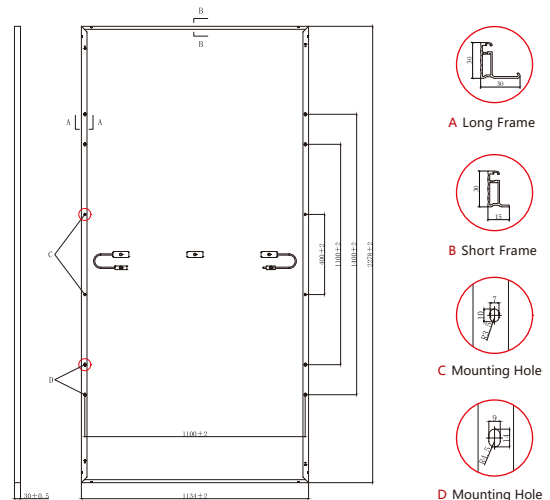
Cell Size	182.00mm*91.00mm
Number of Cells	144pcs(12*12)
Module Dimension	2278mm*1134mm*30mm
Weight	32.5kg
Front / Rear Glass*	2.0mm/2.0mm
Frame	Anodized Aluminium Alloy
Junction Box	IP68 (3 diodes)
Length of Cable	4.0mm ² , +300mm/-180mm (Cable length can be customized)

*Heat strengthened glass

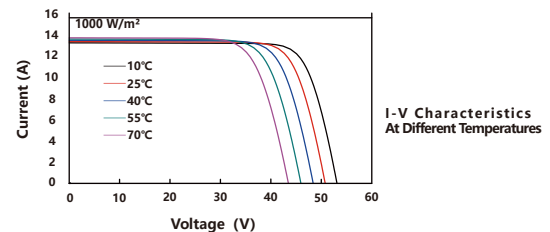
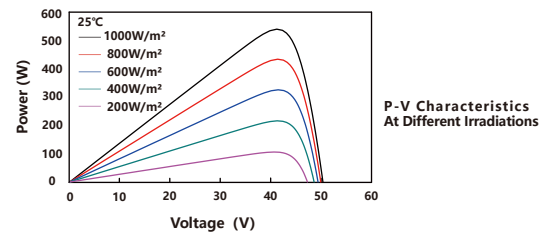
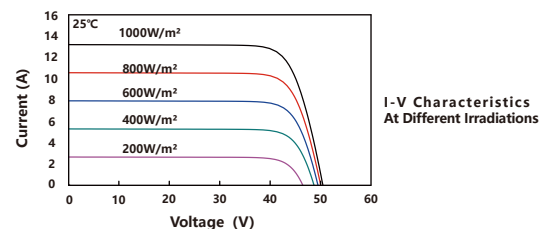
With Different Power Generation Gain (regarding 555W as an example)

Power Gain (%)	Peak Power (Pmax) (W)	MPP Voltage (Vmp) (V)	MPP Current (Imp) (A)	Open Circuit Voltage (Voc) (V)	Short Circuit Current (Isc) (A)
10	597	42.2	14.13	50.4	14.96
15	617	42.2	14.62	50.4	15.48
20	638	42.2	15.11	50.4	15.99
25	659	42.3	15.59	50.5	16.51
30	680	42.3	16.08	50.5	17.02

Engineering Drawing (unit: mm)



Characteristic Curves | HD144N-555



Packaging Configuration

Packing Type	20'GP	40'GP	40'HQ
Piece/Pallet		35	
Pallet/Container	4	10	20
Piece/Container	140	350	700

*The specification and key features described in this datasheet may deviate slightly and are not guaranteed. Due to ongoing innovation, R&D enhancement, Jolywood (Taizhou) Solar Technology Co., Ltd. reserves the right to make any adjustment to the information described herein at any time without notice. Please always obtain the most recent version of the datasheet which shall be duly incorporated into the binding contract made by the parties governing all transactions related to the purchase and sale of the products described herein.

